THIS DRAWING IS UNPUBLISHED. RELEASED FOR PUBLICATION 2005
DIFFUSION RESTREINTE LIBRE A LA DIFFUSION
© COPYRIGHT 2005 BY TYCO ELECTRONICS CORPORATION. ALL RIGHTS RESERVED. TOUS DROITS RESERVES.

LOC	DIST
F	00

REVISIONS

P	LTR REV	DESCRIPTION MODIFICATIONS	DATE	DWN DESS.	APVD APP.
	A	FIRST ISSUE	24JUL2007	LCi	JDr

PARAMETRES DE SERTISSAGE
CRIMPING PARAMETERS

SERTISSAGE DU CONDUCTEUR
CONDUCTOR CRIMPING

DEVELOPPE : 12.4 mm
LAYOUT
EPAISSEUR METAL : 0.35 mm
METAL THICKNESS

SECTION FIL *WIRE SECTION*	SECTION REELLE *REAL*	LARGEUR SERTISSAGE *CRIMPED WIDTH* P ± 0.1	HAUTEUR SERTISSAGE *CRIMPED HEIGHT* C ± 0.05	RESISTANCE EN TRACTION *PULLING FORCE*
2.5	2.62	3.60	2.00	250 N
3	3.18	3.60	2.05	280 N
4	3.96	3.60	2.15	320 N

FRETTAGE DE L'ISOLANT (PARAMETRES THEORIQUES A VALIDER PAR LE CABLEUR)
INSULATION CRIMPING (THEORICAL PARAMETERS, MUST BE VALIDATE BY HARNESS MAKER)

DEVELOPPE : 16.2 mm
LAYOUT
EPAISSEUR METAL : 0.35 mm
METAL THICKNESS

DEFINITION DU FIL *WIRE DEFINITION*	Ø DU FIL *WIRE Ø*	SURFACE A FRETTER *AREA TO CRIMP*	SANS JOINT *WITHOUT SEAL* LARGEUR SERTISSAGE *CRIMPED WIDTH* M ± 0.2	SANS JOINT *WITHOUT SEAL* HAUTEUR SERTISSAGE *CRIMPED HEIGHT* D ± 0.05	AVEC JOINT *WITH SEAL* LARGEUR SERTISSAGE *CRIMPED WIDTH* M ± 0.2	AVEC JOINT *WITH SEAL* HAUTEUR SERTISSAGE *CRIMPED HEIGHT* D ± 0.05
2.5 ID	2.80	6.16	4.60	3.30	5.20	4.70
2.5 IR	2.80	6.16	4.60	3.30	5.20	4.70
3 IR	3.18	8.81	4.60	3.80	5.20	5.05
4 ID	4.20	9.62	4.60	3.90	5.20	5.20
4 IR	4.20	11.34	4.60	4.20	5.20	5.30

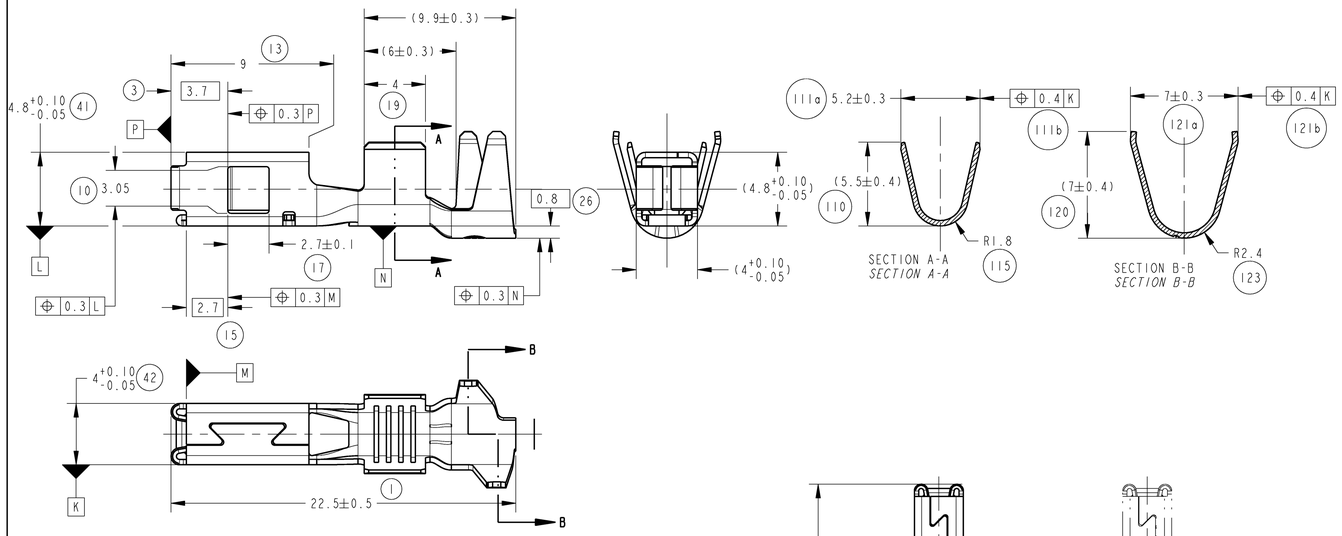

CARACTERISTIQUES A VERIFIER *CHARACTERISTICS TO CHECK*	VALEUR *VALUE*	REPERE *ITEM*
FLEXION VERS LE HAUT/BAS *UP/DOWN BENDING*	3° MAXI	G-H
TORSION *TWIST*	5° MAXI	K
DEFORMATION DANS L'AXE *AXIAL DEFORMATION*	3° MAXI	I-J
LONGUEUR DE DENUDAGE *STRIPPING LENGTH*	5.5 MAXI	A
DEPASSEMENT DU CUIVRE *CONDUCTOR EXCESS*	0.6±0.5	B
DEPASSEMENT DE L'ISOLANT *INSULATION EXCESS*	(0.8)	F
TEMOIN DE DECOUPE *CUTTING BURR*	0.5 MAXI	E

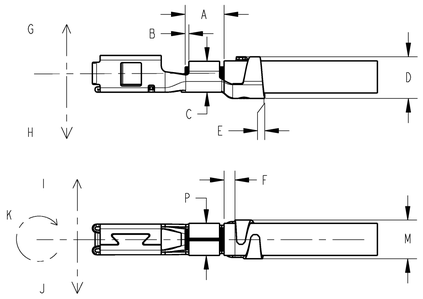

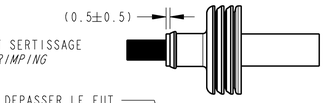

POSITION DU JOINT AVANT SERTISSAGE
SEAL POSITION BEFORE CRIMPING

LE BOURRELET DU JOINT DOIT DEPASSER LE FUT
THE SEAL SPARE MUST EXCEED THE CRIMPING BARRELS

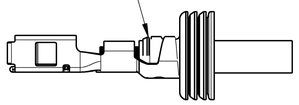

TENUE AU PLIAGE DU SERTISSAGE ISOLANT
BENDING RESISTANCE OF THE INSULATION CRIMPING

TENUE DE L'ISOLANT APRES 2 PLIAGES A 45° SELON LES AXES I,J,H ET G
(ESSAI EFFECTUE A UNE DISTANCE EGALE A 20 FOIS LE ØISOLANT AVEC UN MINI DE 60 mm)
L'ISOLANT NE DOIT PAS AVOIR GLISSE HORS DES AILES DE FRETTAGE
INSULATION RETENTION AFTER 2 BENDINGS AT 45 DEGRES ON AXIS I, J, H & G
(TEST CARRIED OUT AT A DISTANCE OF 20 TIMES THE INSULATOR Ø WITH A MINIMUM OF 60 mm)
INSULATION MAY NOT HAVE SLIPPED OUT OF INSULATION BARREL

REFERENCE TE *TE PART NUMBER*	DESIGNATION *DESIGNATION*	MATIERE *MATERIAL*	PROTECTION *FINITION*
1544555-1	CLIP 2.8 NGP *2.8 NGP RECEPTACLE* (SECTION : 2.5 A 4 mm²)	Cu Mg P	PRE ETAME *PRE TINNED* SnAg 1 TO 3 µm
967608-1	JOINT UNIFILAIRE *SINGLE WIRE SEAL*	SILICONE *SILICONE*	-

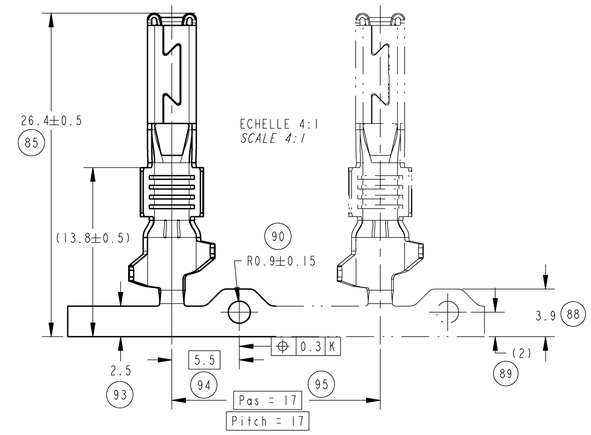

DESSIN DES ENCLUMES ET POINCONS DE SERTISSAGE (POUR INFORMATION)
ANVILS AND CRIMPERS DEFINITION (FOR INFORMATION)

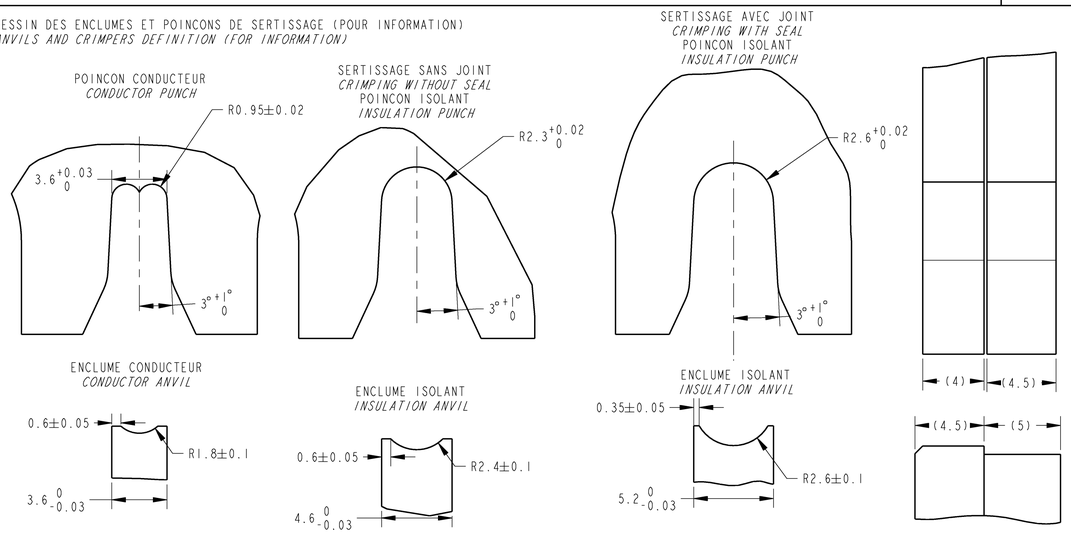

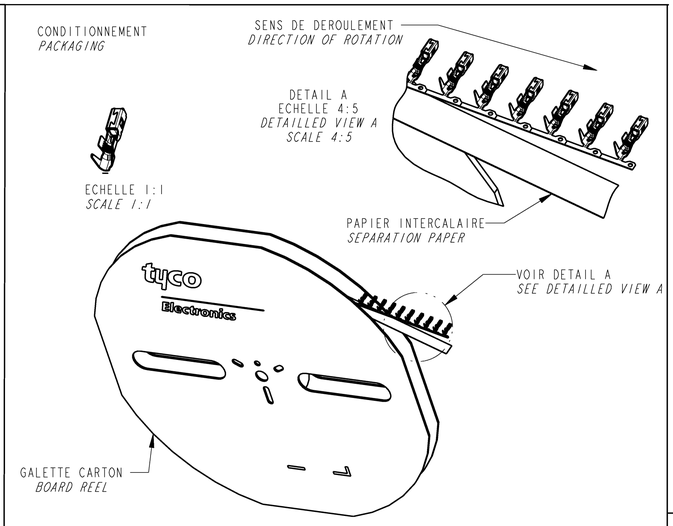

THIS DRAWING IS A CONTROLLED DOCUMENT FOR TYCO ELECTRONICS CORPORATION. IT IS SUBJECT TO CHANGE AND THE CONTACT AN AUTHORIZED ORGANIZATION SHOULD BE CONTACTED FOR THE LATEST REVISION.
CE PLAN EST UN DOCUMENT CONTROLE PAR TYCO ELECTRONICS. IL EST SUSCEPTIBLE D'ETRE REVISE. CONTACTER LE SERVICE TECHNIQUE DE TYCO ELECTRONICS POUR OBTENIR LA DERNIERE REVISION.

DIMENSIONS: mm

TOLERANCES UNLESS OTHERWISE SPECIFIED:
TOLERANCES NON SPECIFIEES (SUIV NB DE DECIMALES):
~~0 PLC/DEC ±~~
1 PLC/DEC: ±0.2
~~2 PLC/DEC ±~~
~~3 PLC/DEC ±~~
~~4 PLC/DEC ±~~
ANGLES ±5°

MATERIAL/MATIERE: VOIR TABLEAU / SEE TABLE
FINISH/FINITION: VOIR TABLEAU / SEE TABLE

DWN /DESSINE L.CORONELLI 24JUL2007
CHK /VERIFIE P.FLORES 24JUL2007
APVD /APPROUVE J.DAHER 24JUL2007
PRODUCT SPEC SPEC. PRODUIT -
APPLICATION SPEC SPEC. APPLICATION -
WEIGHT MASSE APPROX. 0.0007 kg

Tyco Electronics
TYCO ELECTRONICS France SAS
BP 39, 95301 CERGY-PONTOISE Cedex

NAME TITRE
CLIP 2.8 mm NGPI
2.8 mm NGPI RECEPTACLE
(SECTION : 2.5 A (TO) 4 mm²)

SIZE FORMAT A1 | CAGE CODE 00779 | DRAWING NO No PLAN C-1544555 | RESTRICTED TO RESERVE A -

CUSTOMER DRAWING / PLAN CLIENT | UNIQUEMENT POUR REFERENCE | SCALE ECHELLE 5:1 | SHEET FEUILLE 1 OF DE 1 | REV A