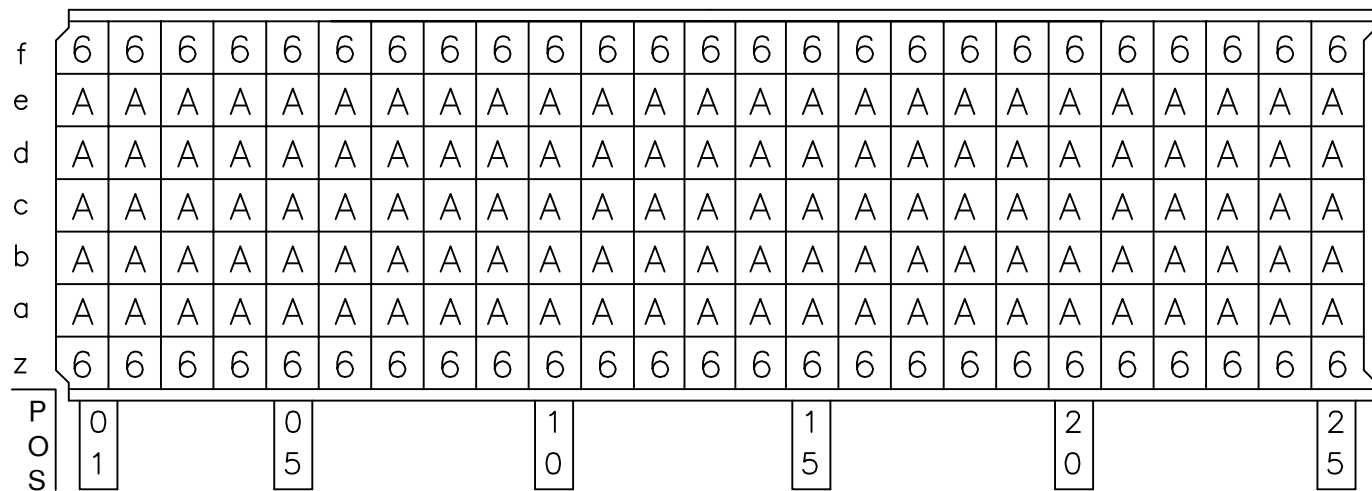
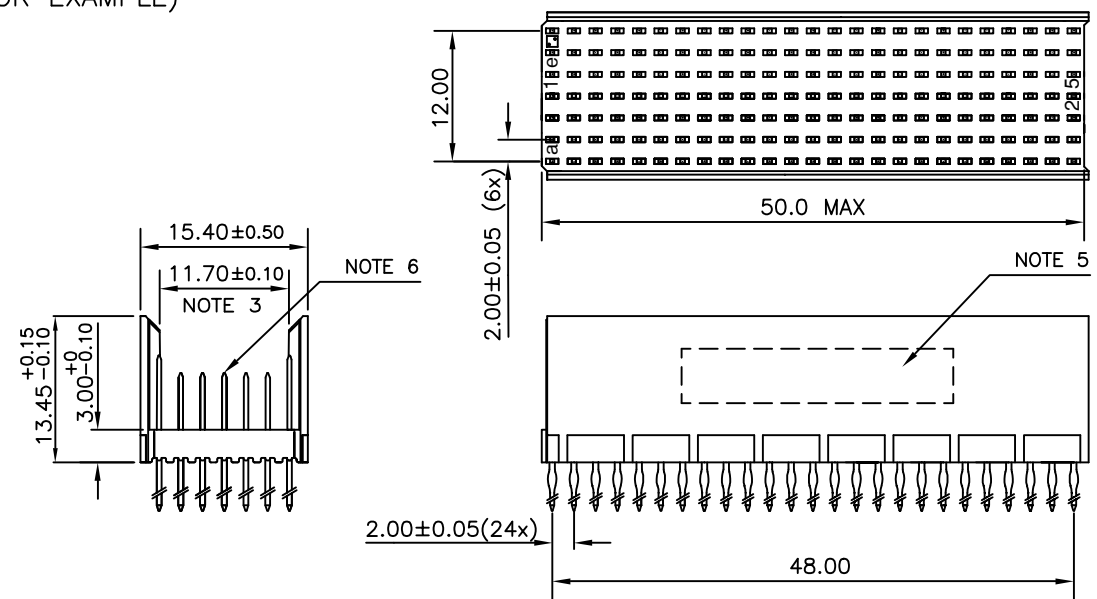


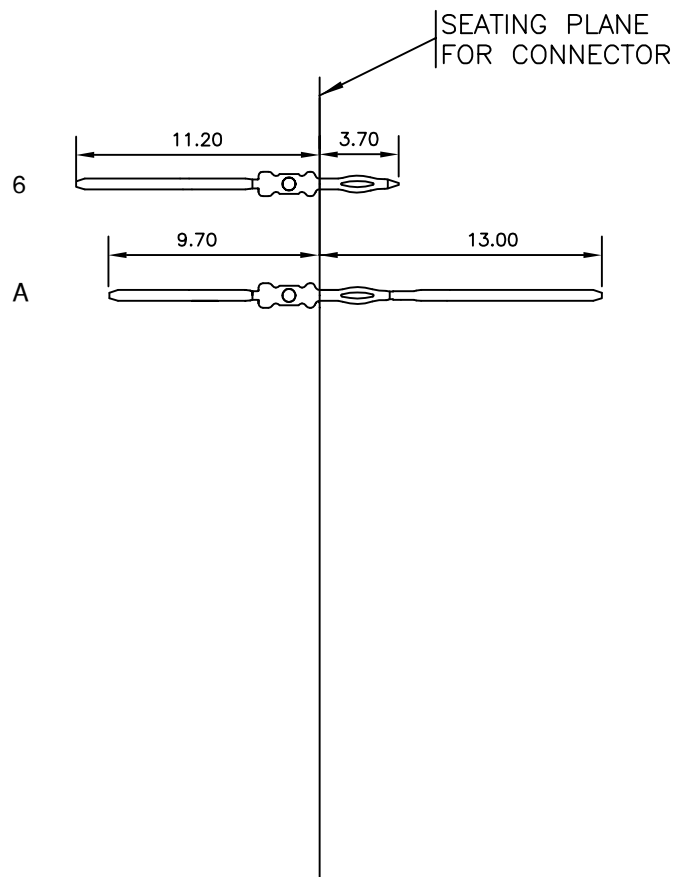
LOADING PATTERN MATING SIDE



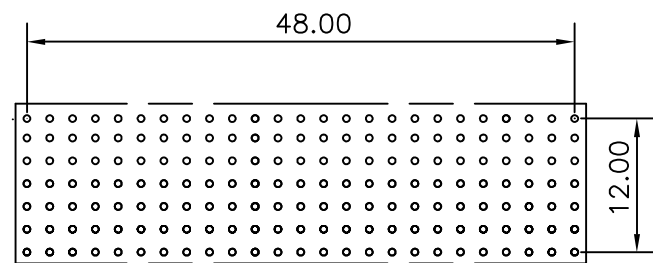
LOADED CONNECTOR ASSEMBLY (FOR EXAMPLE)



CONTACT OVERVIEW



LAY-OUT P.C.B.-HOLE



HM2P08PKE121

LEAD FREE INDICATOR : LF = LEAD FREE (DIGIT 15 & 16)

PLATING CODE (DIGIT 13 AND 14) (REF DRW NO. BS,C , 201844 , 003)

NOTES

1. THIS PRODUCT IS CSA APPROVED.
2. THIS PRODUCT IS UL RECOGNIZED.
3. MEASURED AT THE BOTTOM.
4. MATERIAL CONTACT: PHOSPHORBRONZE  
HOUSING: CREAM WHITE GLASS FILLED POLYESTER UL-94V0
5. CONNECTOR PRINTED WITH P/N AND DATE CODE.
6. FOR ACTUAL CONTACT LOADINGS, SEE LOADING PATTERN MATING SIDE.
7. SHAPE OF CONNECTOR HOUSING CAN ALTER DEPENDING ON PRODUCTION LOCATION
8. THE PRODUCT (LF) MEETS EUROPEAN UNION DIRECTIVES AND OTHER COUNTRY REGULATIONS AS DESCRIBED IN GS-22-008
9. FOR RECOMMENDED PTH DIMENSIONS REFER DRAWING : BS, A , 201572 , 001

CATALOG NO: HM2P08PKE121----

mat'l. code SEE NOTE 4			surface ISO 1302 ✓		tolerance ISO 406 ISO 1101		projection 		product family MILLIPACS			
ltr			ecn no		dr		date		title			
A			105-0266		MINI		2005-12-05		MPACS 5+2R STR HDR PF CONN TYPE B			
B			106-0141		MINI		2006-08-05					
			angles		linear		.0±0.2		MM			
			0°±1°				.00±0.1		scale -			
			dr		MINI K VANDANATH		2005-12-05		dwg no		sheet 1 of 1 size	
			engr		BIJU K PAUL		2005-12-05		BS, C , 203028,650		A3	
			chr		BIJU K PAUL		2006-08-05		type		Product Customer Drawing	
			appd		BIJU K PAUL		2006-08-05					
sheet index		revision sheet		B		1						