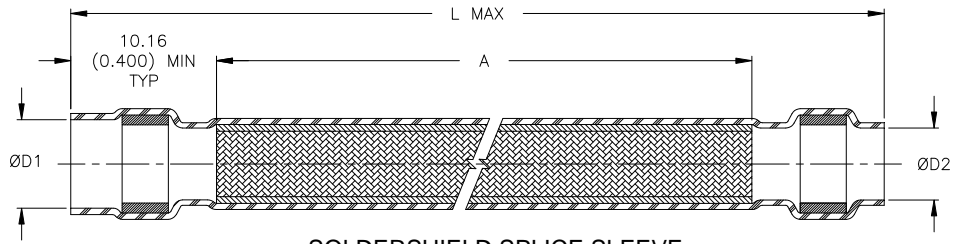
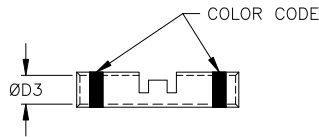


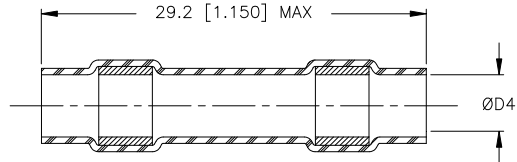
CUSTOMER DRAWING



SOLDERSHIELD SPLICE SLEEVE



CRIMP SPLICE



SEALING SLEEVE

Part Names	Primary No.	AWG Range	Color Code	Product Dimensions					
				L Max	A±2.54 (0.100)	ØD1	ØD2	ØD3	ØD4
D-200-0228	1	26-20	Red	80.52 (3.170)	50.30 (1.970)	4.29 (0.169)	3.00 (0.118)	1.14 (0.045)	2.79 (0.110)
D-200-0229	1	20-16	Blue	80.52 (3.170)	50.30 (1.970)	5.50 (0.217)	4.00 (0.157)	1.63 (0.064)	4.00 (0.157)
D-200-0230	1	16-12	Yellow	80.52 (3.170)	50.30 (1.970)	6.50 (0.256)	5.00 (0.197)	2.46 (0.097)	4.32 (0.170)
D-200-0231	2	26-20	Red	105.92 (4.170)	74.93 (2.950)	5.50 (0.217)	4.00 (0.157)	1.14 (0.045)	2.16 (0.085)
D-200-0232	2	18-16	Blue	105.92 (4.170)	74.93 (2.950)	6.50 (0.256)	5.00 (0.197)	1.63 (0.064)	2.79 (0.110)
D-200-0233	2	14	Yellow	105.92 (4.170)	74.93 (2.950)	7.50 (0.295)	6.00 (0.236)	2.46 (0.097)	4.32 (0.170)
D-200-0234	2	12	Yellow	105.92 (4.170)	74.93 (2.950)	10.50 (0.413)	9.04 (0.356)	2.46 (0.097)	4.32 (0.170)
D-200-0236	3/4	22-20	Red	105.92 (4.170)	74.93 (2.950)	6.50 (0.256)	5.00 (0.197)	1.14 (0.045)	2.16 (0.085)
D-200-0237	3/4	18-16	Blue	105.92 (4.170)	74.93 (2.950)	7.50 (0.295)	6.00 (0.236)	1.63 (0.064)	2.79 (0.110)
D-200-0238	3/4	14-12	Yellow	108.00 (4.250)	74.93 (2.950)	10.50 (0.413)	9.04 (0.356)	2.46 (0.097)	4.32 (0.170)
D-200-0239	3/4	18-16	Blue	108.00 (4.250)	74.93 (2.950)	10.50 (0.413)	9.04 (0.356)	1.63 (0.064)	4.32 (0.170)

MATERIALS

1. **SOLDERSHIELD SPLICE SLEEVE:** Heat-shrinkable, transparent blue, radiation cross-linked modified fluoropolymer, containing two environment resistant sealing rings and a solder impregnated, flux-coated copper-wire braid. Transparent blue.

SOLDER: TYPE Sn96 per ANSI J-STD-006.

FLUX: TYPE ROM1 per ANSI J-STD-004.

2. **CRIMP SPLICE (1, 2, OR 4 PER KIT):** Nickel-plated copper alloy.

3. **SEALING SPLICE SLEEVE (1, 2, OR 4 PER KIT):** Heat-shrinkable, transparent blue, radiation cross-linked modified fluoropolymer, containing two environment resistant sealing rings. Transparent blue.

APPLICATION

1. These kits are designed to make an environment-resistant, 1 to 1 in-line splice in shielded single, twisted pair, trio and quad cables having nickel-plated conductors and insulations rated for 150°C minimum.

2. Temperature rating: -55°C to +200°C.

3. For installation procedures refer to the applicable sections of Raychem Process Standard RCPS 150-05.

Tyco Electronics		300 Constitution Dr Menlo Park, CA 94025, U.S.A.		TITLE: 1 TO 1 SPLICES CRIMP, SOLDERSHIELD SPLICE KIT, SHIELDED CABLE 26 THRU 12 AWG, Ni PLATED, 1 TO 4 CONDUCTORS					
		Raychem Devices		DOCUMENT NO.: D-200-02XX					
Unless otherwise specified dimensions are in millimeters. [Inches dimensions are shown in brackets]				Tyco Electronics reserves the right to amend this drawing at any time. Users should evaluate the suitability of the product for their application.		REV: F		DATE: June 21, 2010	
TOLERANCES: 0.00 N/A 0.0 N/A 0 N/A		ANGLES: N/A ROUGHNESS IN MICRON				SCALE: NTS		SIZE: A	
PREPARED BY: UNGUYEN		CAGE CODE: 06090		ECO NUMBER: ECO-10-014788					

© 2009-2010 Tyco Electronics Corporation. All rights reserved.

If this document is printed it becomes uncontrolled. Check for the latest revision.